

Reception Class



September 2020

Welcome to Handsworth

We are so happy that you are coming to join the Reception classes at Handsworth Primary School.

This is the start of a very exciting time in your life. There will be lots of lovely children for you to play with, and lots of very kind grown ups to look after you.

We know you will be very happy here and learn lots of new things.

My new teacher:



Hello. I'm Miss O'Connor.

I'm going to be your new teacher.

I promise that we will have lots of fun learning new things everyday. I'll be waiting at the door to meet you each morning and I'll be there to take care of you all day.

People at school

Meet your teachers...



Miss Halsey
Reception Teacher



Miss O'Connor
Reception Teacher



Mrs Taj
LSA



Mrs Brown
LSA



Miss Walter
Foundation Stage Coordinator

Look out for these other people at school:



Mrs Nairne
Headteacher



Miss Addai
Deputy Headteacher



Mrs Carroll
Office



Mrs Williams
Office



Ms Foulser
Office



Miss Wilson
Office



Dale Johnson
Site Services Officer



Mrs Day
Cook


The school day

It is important that you come to school at the right time.

The school day starts at 8.50am.
Please make sure you arrive on
time to ensure a calm start to
the day



and finishes at 3.30pm.



Everyday you will be able to play outside whatever the weather. Don't forget your coat and hat when it's cold. There will be lots of teachers outside to take care of you and show you where the toilets are.

Sometimes we will go to the big hall to play games and learn new skills like skipping. We call this our P.E. time. Don't forget your P.E. kit! (Please clearly label **everything!**)



The school day

Look at some of the fun things that happen at school!



We have lots of special toys and activities here for you to play with and help you to learn.

Our Day in Reception

When your child starts school, we will stagger their start and build up to a full day. You will receive more information on this soon.

Our day is structured to ensure an effective balance of learning through play and adult directed sessions. There is flexibility in the structure and we will make adjustments depending on the needs of your children, but this is what a standard day in Reception class will look like.

8:50	Arrival
8:55-9:30	Self registration and inside play
9:30—9:45	Carpet time
9:45—11:30	Continuous Provision—inside and out
11:30—12:00	Carpet time
12:00—1:00	Lunch
1:00—1:20	Carpet time
1:20—2:45	Continuous provision—inside and out
2:45	Tidy up
3:00	Story time
3:30	Home

Policy on Outdoor Play



We spend a lot of time playing outside, no matter the weather. Your child needs to wear warm outer clothes when it is cold or waterproof clothing when it is wet.

Children get wet, muddy and messy when they play outside. Please provide protective clothing for them to wear, including clearly named wellington boots.

Children must be allowed to experience the world around them in a full, messy, muddy, wet environment if they are to make useful meaning of it.



Our curriculum

In the Reception Class, we follow the Early Years Framework. Your child will be learning skills; acquiring new knowledge and demonstrating their understanding through seven areas of learning and development. Children should mostly develop the three prime areas first. These are:

Communication and language

Physical development

Personal, social and emotional development

These prime areas are those most essential for your child's healthy development and future learning. As children grow, the prime areas will help them to develop skills in four specific areas. These are:

Literacy

Mathematics

Understanding the world

Expressive arts and design

These seven areas are used to plan your child's learning and activities. The professionals teaching and supporting your child will make sure that the activities are suited to your child's unique needs. This is a little bit like a curriculum in primary and secondary schools, but it is suitable for very young children, and is designed to be really flexible so that staff can follow your child's unique needs and interests. Through the EYFS, children learn by playing and exploring, being active, and through creative and critical thinking, which takes place both indoors and outside.

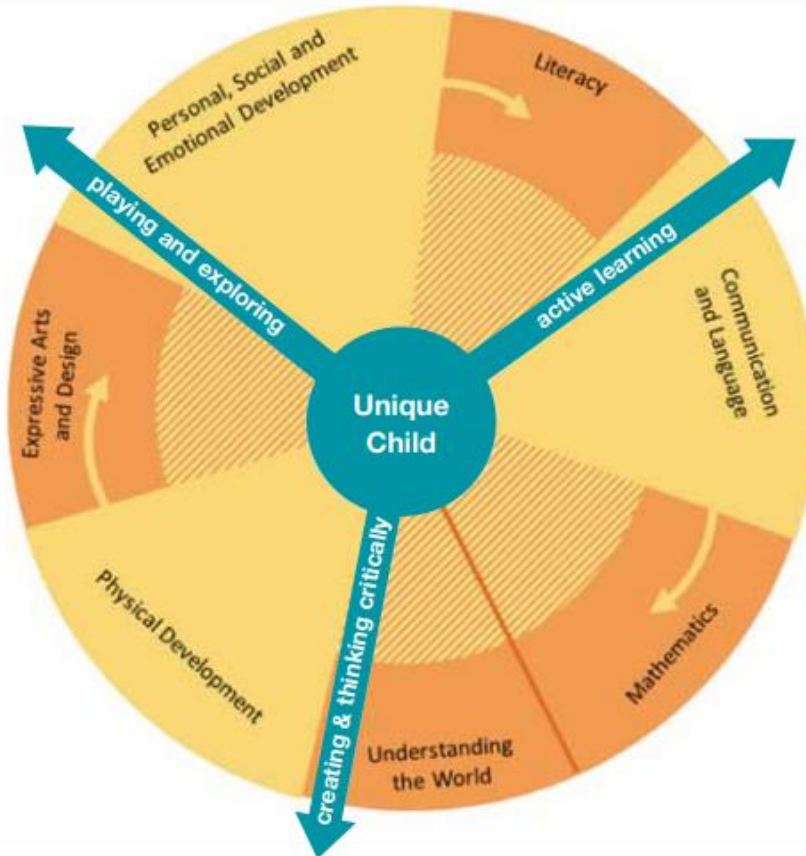
Phonics will be an important part of your child's learning in Literacy. We will teach phonics in class and send phased reading books home for practise. We will meet with you in the Autumn Term to explain this further.

The Unique Child reaches out to relate to people and things through the **Characteristics of Effective Learning**, which move through all areas of learning.

- playing and exploring
- active learning
- creating and thinking critically

Children develop in the context of relationships and the environment around them.

This is unique to each family, and reflects individual communities and cultures.



Prime areas are fundamental, work together, and move through to support development in all other areas.

- Personal, Social and Emotional Development
- Communication and Language
- Physical Development

Specific areas include essential skills and knowledge for children to participate successfully in society.


- Literacy
- Mathematics
- Understanding the World
- Expressive Arts and Design

Things to bring to school

Have you got everything you need for school?



Uniform



PE kit



Book bag



A Healthy Packed lunch
Can you practise opening
your lunch box by yourself?



Black School
shoes



Coat & Wellies

Please make sure **all** your belongings are labelled with your name!
It would be great if you could practise putting on your shoes and doing up your coat.

Me and my family

Draw a picture of your family here.

A large, empty rectangular box with a thin blue border, intended for drawing a picture of the user's family.

Getting ready

There is no exhaustive list of things that your child must be able to do before they come to school. We will meet your child where they are and support them in making their next steps, whatever they may be. Here are some ideas which might be useful for you

Talk about school. Always be positive and enthusiastic about all the fun things that will happen at school, use their teacher's name so it feels familiar and talk about the new friends they'll make. You'll find plenty of books at your local library that bring the school day to life.

Go to the toilet, wash and dry their hands. The NHS hand washing song is fun and effective. Make sure your child is happy going to the toilet on their own, their uniform is easy to pull down and up. Don't worry if they have the odd accident as they're settling in - it's ok, nobody will be cross with them. It's something teachers and teaching assistants are used to; and help is at hand when it's needed.

Practise getting dressed and undressed independently. Can your child put their shoes on the right feet? Can they take their coat on and off and do up their zip?

Read stories every day. This is the most useful thing that you can do at home to support your child's learning. Read funny stories, scary stories, stories from around the world, read whatever you like but have fun with it.

Help them recognise their name. It's helpful if your child can recognise their name written down (you can practise this when you're labelling all their stuff!). But really don't worry if they aren't there yet.

Sharing and taking turns. If your child has brothers or sisters, or they've been to nursery or pre-school, they'll be used to this already. But it's always good to check they've understood that sharing is a two-way process!

**Looking forward to seeing you
We are very excited about welcoming you into
Reception.**

**We will be in touch but in the meantime, please
do not hesitate to drop us a message at school
if there is anything you need to know.**

Enjoy your summer, we will see you very soon!

Handsworth Primary School

Handsworth Avenue, Highams Park
London, E4 9PJ

Phone 020 8527 5991

Fax 020 8531 0522

school@handsworth.waltham.sch.uk

[**www.handsworthprimary.org.uk**](http://www.handsworthprimary.org.uk)